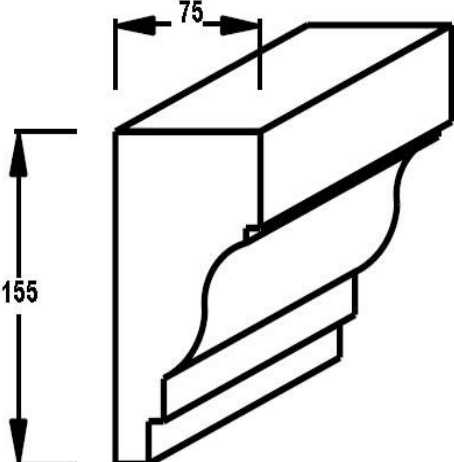
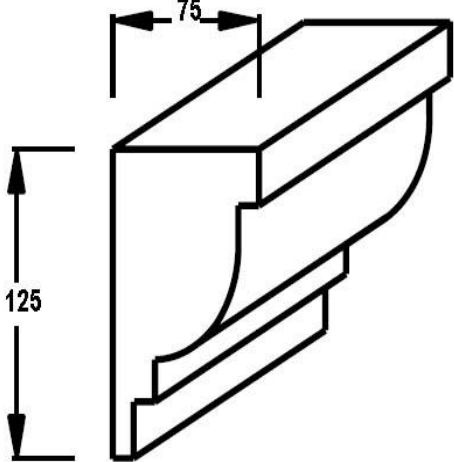
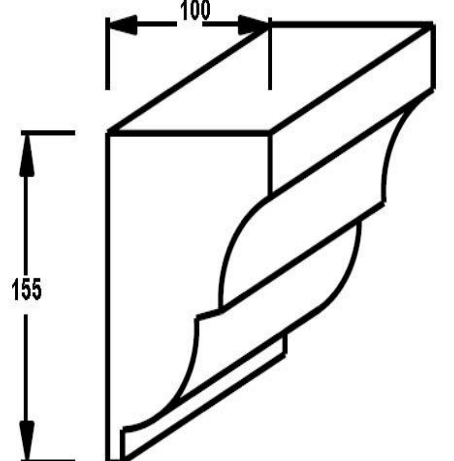
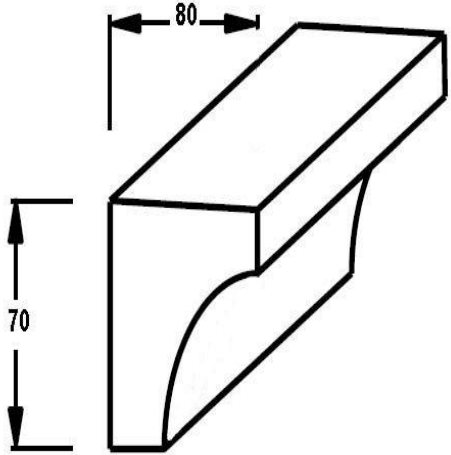
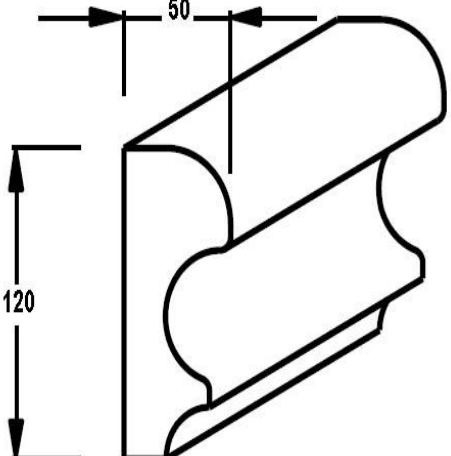
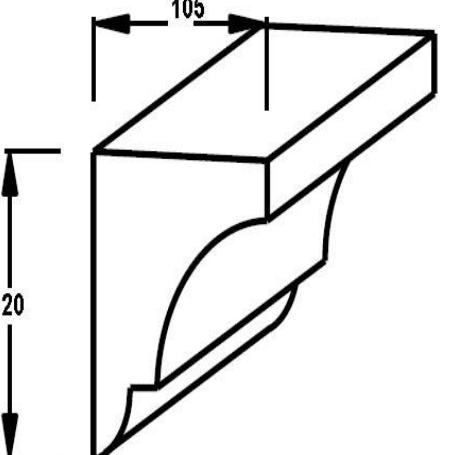
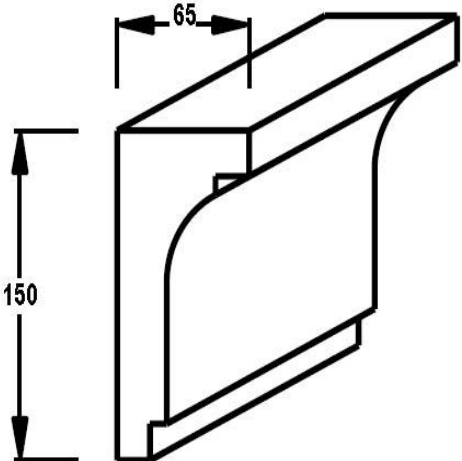
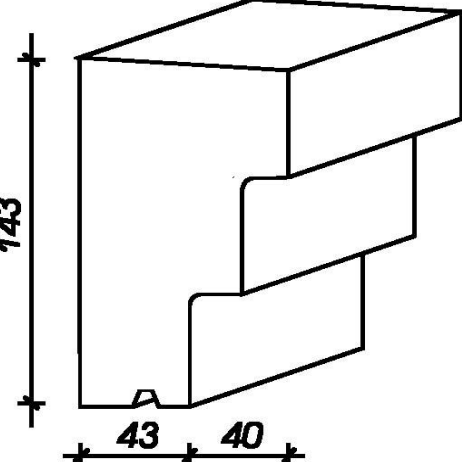
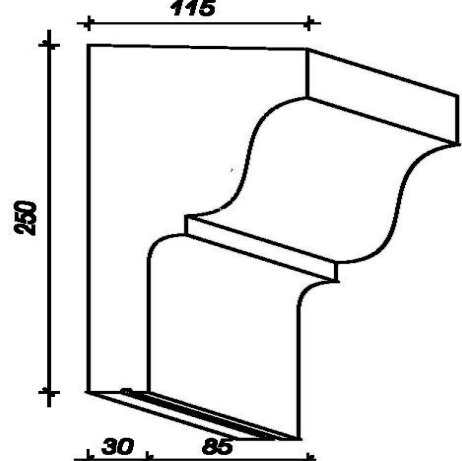
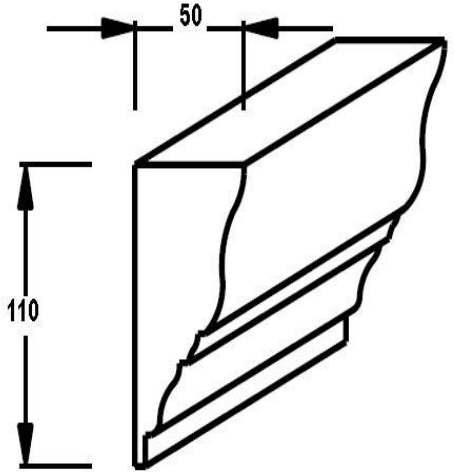
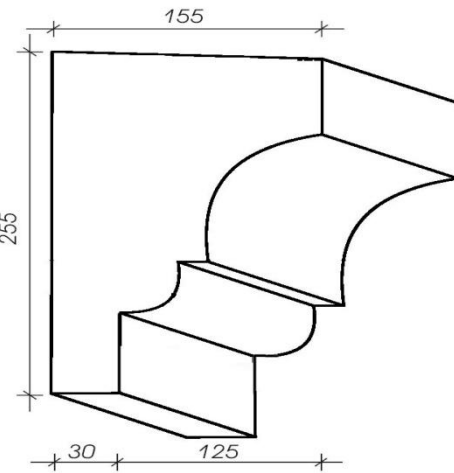
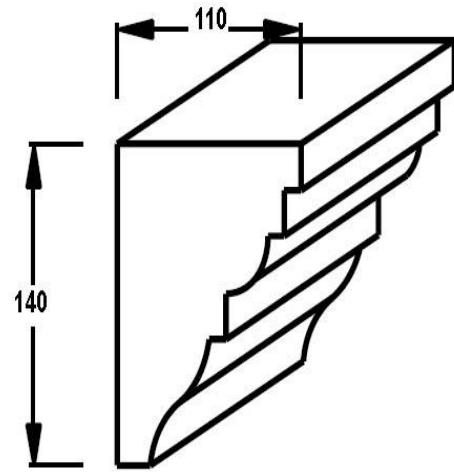


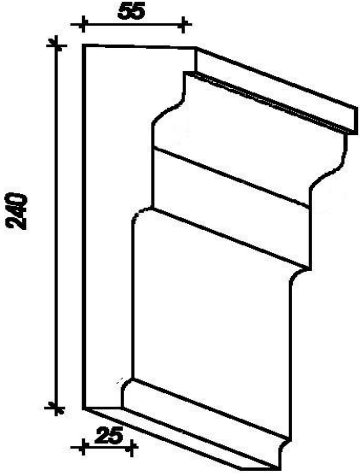
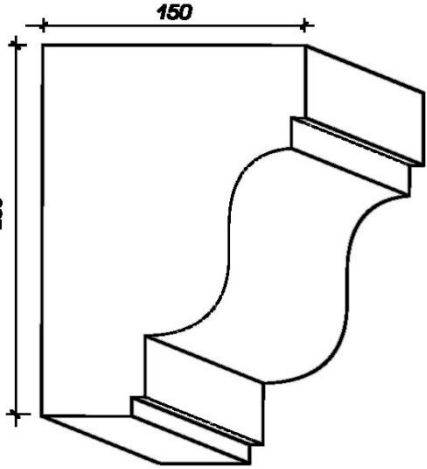
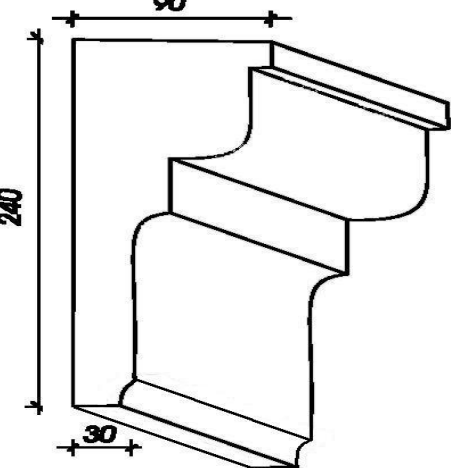
Gzymsy

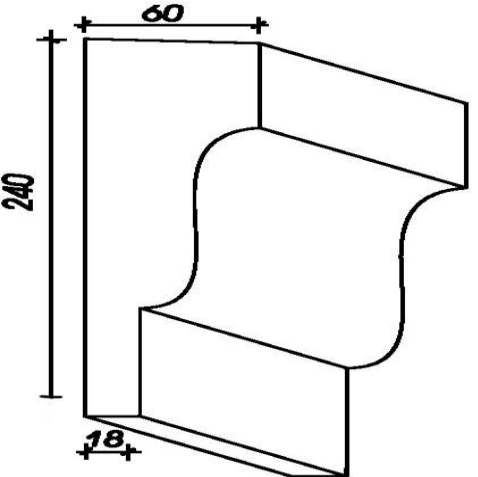
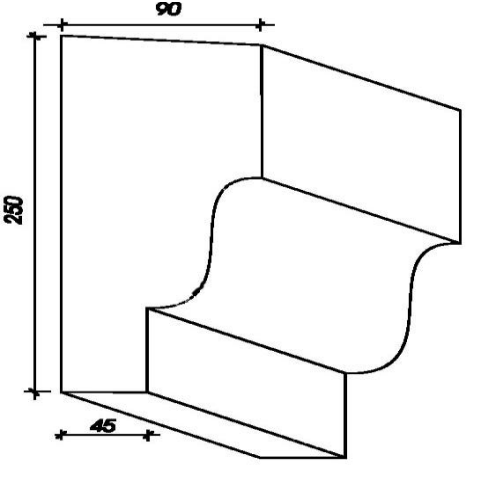
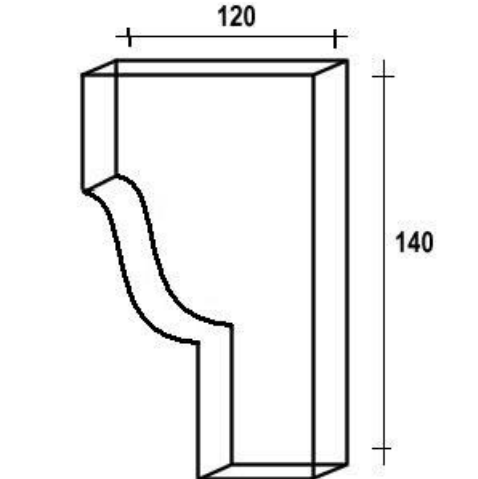
<u>Numer katalogowy</u> »	Wymiary przekroju (mm) »	Cena 1 mb w PLN netto »	Obrazek (kliknij aby powiększyć) »
G001A	155x75	38	
G011A	125x75	35	
G021A	155x100	46	

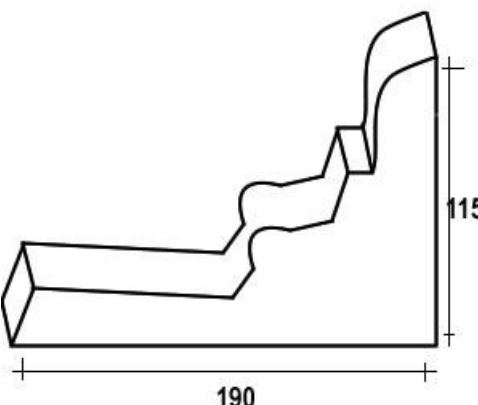
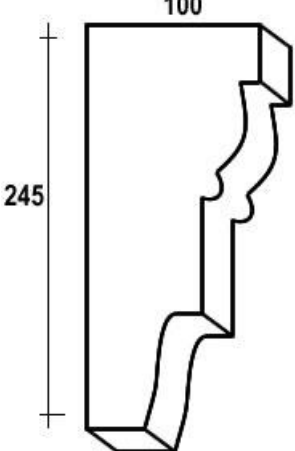
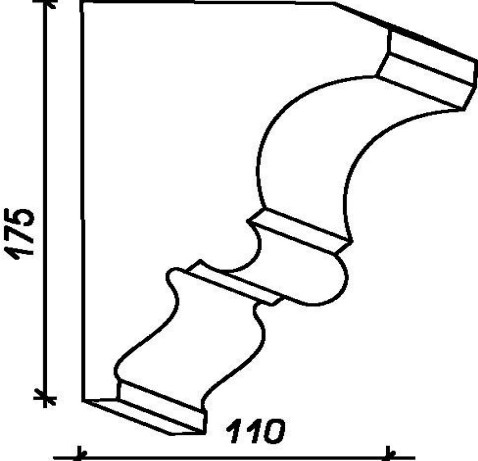
G031A	70x80	31	
G041A	120x50	30	
G071A	120x105	41	

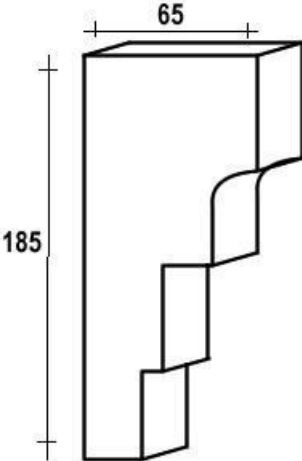
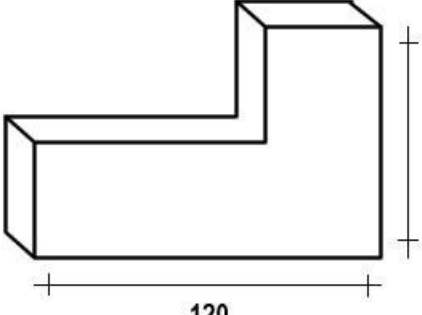
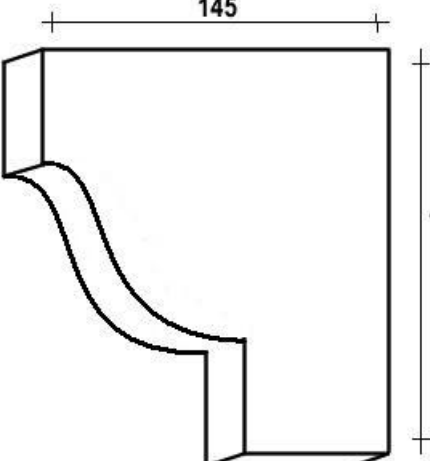
<p>G081A</p>	<p>150x65</p>	<p>36</p>	
<p>G1</p>	<p>143x83</p>	<p>47</p>	
<p>G10</p>	<p>250x115</p>	<p>74</p>	

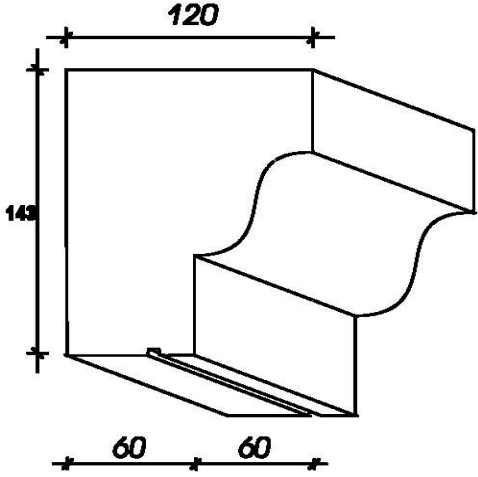
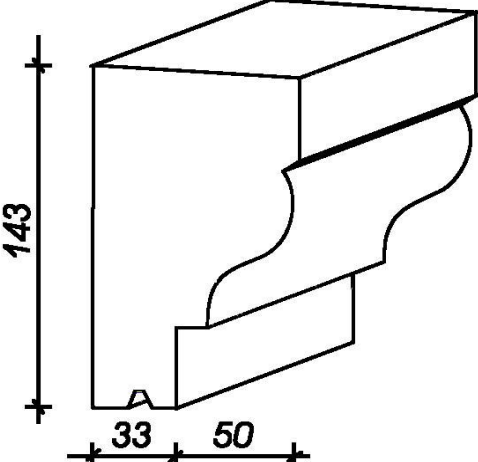
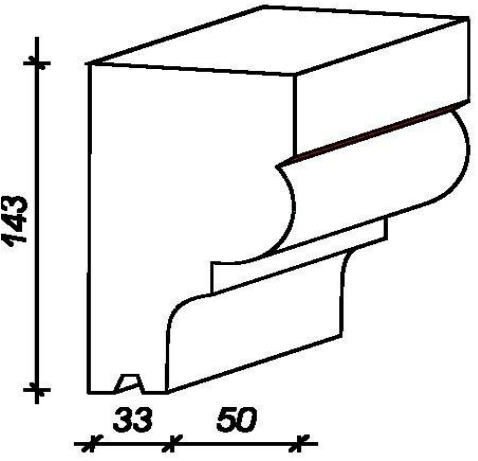
<p>G101A</p>	<p>110x50</p>	<p>25</p>	
<p>G11</p>	<p>255x155</p>	<p>87</p>	
<p>G111A</p>	<p>140x110</p>	<p>44</p>	

<p>G12</p>	<p>240x55</p>	<p>54</p>	
<p>G13</p>	<p>250x150</p>	<p>85</p>	
<p>G14</p>	<p>240x90</p>	<p>64</p>	

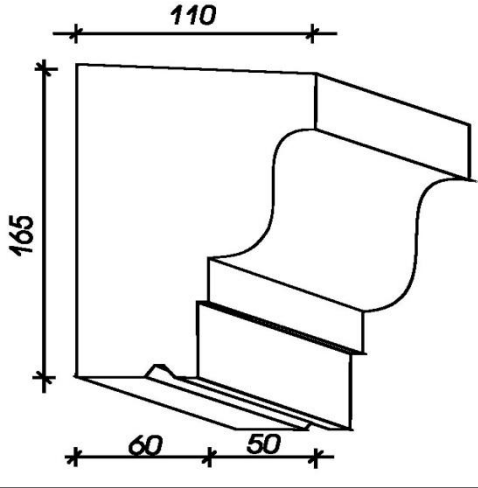
G15	240x60	74	
G16	250x90	66	
G17	120x140	58	

<p>G18</p>	<p>115x190</p>	<p>65</p>	 <p>Technical drawing of a stepped profile. The drawing shows a cross-section with a total width of 190 and a total height of 115. The profile starts with a wide base, narrows, and then has several steps of increasing height and decreasing width, ending in a thin, curved top edge.</p>
<p>G19</p>	<p>100x245</p>	<p>69</p>	 <p>Technical drawing of a profile. The drawing shows a cross-section with a total width of 100 and a total height of 245. The profile has a wide top edge, a narrow middle section, and a curved bottom edge that tapers to a point.</p>
<p>G2</p>	<p>175x110</p>	<p>60</p>	 <p>Technical drawing of a profile. The drawing shows a cross-section with a total height of 175 and a total width of 110. The profile has a wide base, a narrow middle section, and a curved top edge that tapers to a point.</p>

G20	65x185	48	 <p>Technical drawing of a stepped vertical profile. The top width is 65. The total height is 185. The profile consists of a top rectangular section, followed by a downward step, a horizontal section, another downward step, a horizontal section, and a final downward step at the bottom.</p>
G21	60x120	37	 <p>Technical drawing of an L-shaped profile. The total width is 120 and the total height is 60. The profile consists of a horizontal base and a vertical section on the right side.</p>
G22	145x140	66	 <p>Technical drawing of a profile with a width of 145 and a height of 140. The profile features a curved cutout on the left side, resembling a quarter-circle or a similar smooth curve.</p>

<p>G3</p>	<p>143x120</p>	<p>59</p>	
<p>G4</p>	<p>143x83</p>	<p>47</p>	
<p>G5</p>	<p>143x83</p>	<p>47</p>	

<p>G6</p>	<p>140x120</p>	<p>58</p>	
<p>G7</p>	<p>143x83</p>	<p>47</p>	
<p>G8</p>	<p>140x120</p>	<p>58</p>	

G9	165x110	59	 <p>The technical drawing shows a stepped profile with the following dimensions:<ul style="list-style-type: none">Top width: 110Height: 165Base width: 60Base offset: 50The profile features a top flange, a curved transition, a vertical step, and a base flange.</p>
----	---------	----	--